



Silent clockwork



A special granulator for recycling hard injection moulding waste

The common backbone of all Rapid granulators is a cutterhouse incorporating rotating and fixed knives together with screen with a hole diameter that determines the size of regrind. This has proved to be the best solution for virtually all the granulation

applications we have encountered. However, for some particular niche applications, another type of backbone neatly complements our highly successful granulation technology.



This is represented by the Rapid 10 Series, which is a very quiet granulator ideal for grinding hard, thick-walled and/or brittle injection moulding sprues and rejects at low capacities. As the cutterhouse of the 10 Series is based on rotating cutters and fixed blades that determine regrind size, no perforated screen is required.

The 10 Series provides continuous reliable grinding with minimal noise irrespective of material load. That's why we say it's silent clockwork.

Low-speed power


A combination of low speed, just 25 rpm, and a series of circular toughened cutting wheels enable teeth to cut cleanly and smoothly through the hardest waste – even abrasive and filled materials. The very slow speed also helps to minimize noise, frictional heat, and component wear and tear. In turn, these benefits produce high-quality regrind that can be recycled directly to the injection moulding machine. The small footprint of the 10 Series makes them ideal beside-the-press granulators that can be feed either manually or automatically. Three models are available depending on the cutterhouse width.

Built-in crusher rotating hooks

A major feature of the rotor assembly is up to three crusher rotating hooks – depending on the model – that break up the plastic waste fed into the granulator. The resulting smaller


pieces can then be cut into uniform granules by the toothed cutting wheels. The crusher blades come in two sizes. An optional automatic reversing system is available that reverses the rotation of the rotor for a short while to clear any material obstruction.

The granule size is uniform at 5 mm.



Fast access to all components

The smart design of the 10 Series enables each model to be opened easily for rapid cleaning and ready access to all parts during maintenance. As the cutterhouse is divided into a top and bottom half, you simply lift back the hinged top part to expose the heart of the machine. No special tools are required to open a machine. The granule bin under the cutterhouse is simply withdrawn from its support.

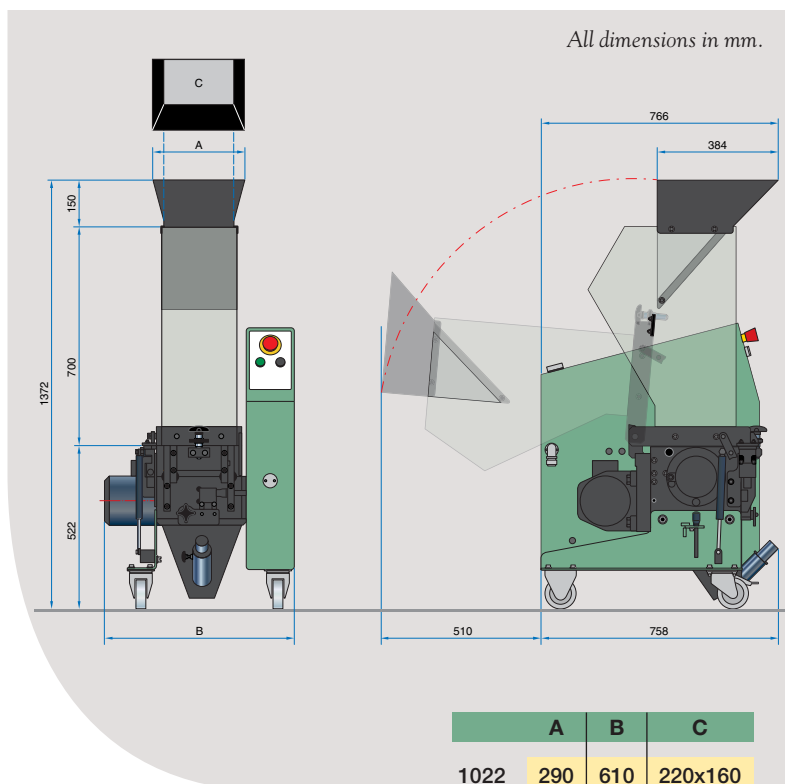
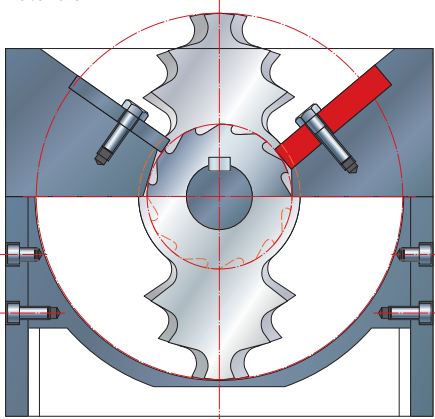


The granulator can be opened easily without tools to give access to all components to facilitate granulator cleaning and maintenance.



The crusher blades break down plastic waste to a size that feeds into the teeth of the cutter wheels. Broken waste is continuously swept back into the cutterhouse chamber by the blades as they rotate.

As waste feeds into the cutting wheels, the teeth cut the pieces cleanly into high-quality granules of uniform size. The reinforced teeth and powerful slow-speed cutting action easily slice through the hardest materials.



	A	B	C
1022	290	610	220x160
1034	410	685	340x160
1046	530	780	460x160

Feature	1022	1034	1046
Cutterhouse opening, mm	223x241	343x241	464x241
Crusher blades	1	2	3
Motor, kW	standard optional	0.75 1.8	1.8 0.75
Cutter wheels, segments	2	3	4
Throughput, kg/h*	up to 10	up to 15	up to 20
Weight, kg	315	340	360

* Depending on material, screen size, motor, blower etc.

